

# Slim Bi-Fold Doors

## Enquiry Form

### Your Details

I am a Homeowner  Trade Customer

Name

Company

Address

Post Code

Tel/Mobile

Email

### Project Details

Collect  Deliver  Required Date (week)

Delivery Address

Post Code

Delivery Contact

Delivery Telephone

Customer Ref

Customer Order No

**Project Type:** New build  Refurbishment

**Please note,** windows and doors are subject to Building Regulations. The regulations changed in 2022 and it's the installer's responsibility to ensure the products are compliant for their intended use where they're installed. Use our specification tool available at [www.quickslide.co.uk/requirement-calculators/](http://www.quickslide.co.uk/requirement-calculators/) to help you understand the product specification required to comply.



#### Slim Sashes

Sightlines have been reduced to 122mm to create larger uninterrupted openings and to make the most of the light & space available.



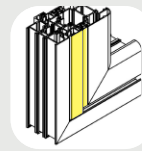
#### Quick-Bead

With the new integrated glazing gasket, simply tap the gaskets into place and the glazing is complete - an installer's dream!



#### Square Sashes

We've discontinued the more dated round sash in favour of a more contemporary appeal. **Square sash now as standard.**



#### Adjustable Jamb

Configurations of 4 panels or more will come with an adjustable jamb to make squaring faster by offering roughly +/- 4mm either side during install.

### Door Specification

Quantity

Location

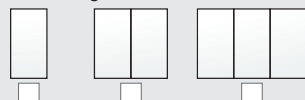
Width

Oversized Width (>1000mm)

Height


Door Configuration Code

#### Base Configurations



+ Additional Panels

#### Illustration (viewed externally)



#### Sliding Direction (viewed externally)

From the left  
 From the right

#### Door Opens

Inwards  
 Outwards

#### Threshold

Standard  
 Low threshold  
 Low threshold w. ramp

#### Door Colour External

White  
 Grey  
 Black

#### Door Colour Internal

White  
 To Match External

#### Sill

No sill  
 85mm  
 150mm  
 190mm  
 225mm

#### Trickle Vents

You have the option of a flush vent fitted into the head of the sash or link vent which requires a 42mm add-on above the outer door frame. Please note trickle vents cannot be retro-fitted.

Flush Vent, 2057 EA per vent  
 Link Vent, 5000 EA per vent  
42m Add-on Required  
 Trickle Vents not required

#### Handle Style

Standard Lever Handle  
 Swan Handle \*Not available in Anthracite Grey

#### Handle Colour

White  Satin Silver  
 Black  Brushed Chrome  
 Gold  Bronze  
 Chrome  Antique Black  
 Anthracite Grey

#### Magnetic Door Catch

White  Satin Silver  
 Black  Chrome  
 Anthracite Grey

#### PAS 24 Security Upgrade

Laminated glass also required

90° Restrictors

#### Glazing

Glazing options come with Argon Gas and Toughened Glass as standard. If a certain u-value is required please leave note in comments.

Unglazed  
 Double Glazed  
4/20/4: 1.6W/m²K / 'B' 6/16/6: 1.5W/m²K / 'C'  
 Double Glazed, Laminated  
1.5W/m²K / 'C' DSER  
 Triple Glazed  
4/12/4/12/4: 1.3W/m²K 6/8/6/10/6: 1.4W/m²K  
 Triple Glazed, Laminated  
4/10/4/12/6.8: 1.3W/m²K 6/8/6/10/6.8: 1.4W/m²K

#### Glazing with Integral Blinds

Double Glazed, Integral Blinds  
1.6W/m²K / 'B' DSER  
 Double Glazed, Laminated, Integral Blinds  
1.6W/m²K / 'C' DSER (corded only)

#### Colour of outer casing:

#### Colour of blinds:

#### Obscure Glass

In addition to glazed option

Satin  
 Stipple  
 Other:

#### Spacer Bar Colour

White  
 Grey  
 Black

#### Frame Extenders (Add-ons)

20mm  
 42mm (required with Link Vent)  
 Left  
 Right  
 Top  
 Bottom

#### Flat Surface Bars (please illustrate)

Horizontal Bar  
 Grid Bar Layout  
(Max 4 Horizontal x 2 Vertical)

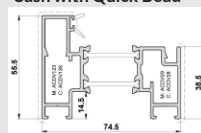
#### Flat Surface Bar Width

25mm  
 41mm

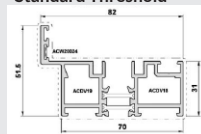


↔ Add surface bar(s) to create 'Art Deco' inspired Bi-fold

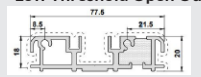
#### Sash with Quick Bead



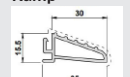
#### Standard Threshold



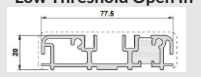
#### Low Threshold Open Out



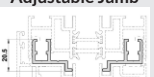
#### Ramp



#### Low Threshold Open In



#### Adjustable Jamb



#### Comments:

Tel: 0844 5610 623 | Fax: 0844 5610 624

Email: [sales@quickslide.co.uk](mailto:sales@quickslide.co.uk)

Heaton Estate, Bradford Road, Brighouse, West Yorkshire, HD6 4BW

**QUICK SLIDE**  
WINDOWS & DOORS