

# PVCu Flush Sash Windows

## Enquiry Form

### Your Details

I am a Homeowner  Trade Customer

Name

Company

Address

Post Code

Tel/Mobile

Email

### Project Details

Collect  Deliver  Required Date (week)

Delivery Address

Post Code

Delivery Contact

Delivery Telephone



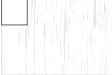


















Customer Ref

Customer Order No

**Project Type:** New build  Refurbishment

**Please note,** windows and doors are subject to Building Regulations. The regulations changed in 2022 and it's the installer's responsibility to ensure the products are compliant for their intended use where they're installed. Use our specification tool available at [www.quickslide.co.uk/requirement-calculators/](http://www.quickslide.co.uk/requirement-calculators/) to help you understand the product specification required to comply.

### Window Colour

										
Smooth White Both Sides	White Grain Both Sides	Heritage White Both Sides	Ext: Cream Grain Int: Smooth White	Cream Grain Both Sides	Ext: Agate Grey Int: Heritage White	Ext: Chartwell Green Int: Smooth White	Chartwell Green Both Sides	Ext: Irish Oak Int: Smooth White	Irish Oak Both Sides	Ext: Golden Oak Int: Smooth White
										
Golden Oak Both Sides	Ext: Rosewood Int: Smooth White	Rosewood Both Sides	Ext: Ant. Grey Grain Int: Smooth White	Ant. Grey Grain Both Sides	Ext: Black Grain Int: Smooth White	Black Grain Both Sides	Ext: Black Grain Int: Heritage White	Smooth Ant. Grey Both Sides	Ext: Smooth Ant. Grey Int: Heritage White	

Bespoke Woodgrain Both Sides  
 Bespoke Woodgrain External, White Woodgrain Internal  
 Bespoke Woodgrain External, Smooth White Internal  
 Bespoke Smooth Both Sides  
 Bespoke Smooth External, White Smooth Internal  
 Bespoke Colour Reference

### Window Specification

<p>Quantity <input type="text"/></p> <p>Location <input type="text"/></p> <p>Width <input type="text"/></p> <p>Height <input type="text"/></p> <p>Mullion <input type="text"/></p> <p><input type="checkbox"/> Mechanical Mullions</p> <p><b>Trickle Vents</b> From the 15/06/2022, the Building Regs state that trickle vents are required on practically all glazing elements. We will include as many trickle vents as feasibly possible as standard. If a certain rate of 'equivalent area' is required, please include instructions. If trickle vents are not required, please tick below. Please note trickle vents cannot be retro-fitted.</p> <p><input type="checkbox"/> Trickle Vents not required</p> <p><b>Frame Extenders (Add-ons)</b></p> <p><input type="checkbox"/> 15mm <input type="checkbox"/> 25mm <input type="checkbox"/> 40mm</p> <p><input type="checkbox"/> Left <input type="checkbox"/> Right <input type="checkbox"/> Top <input type="checkbox"/> Bottom</p>	<p><b>Handle Style</b></p> <p><input type="checkbox"/> In-line Classic Handle <input type="checkbox"/> Monkey Tail* <input type="checkbox"/> Matching Peg-stay* <input type="checkbox"/> Tear Drop* <input type="checkbox"/> Matching Peg-stay*</p> <p><small>*Available in Chrome and Antique Black Only</small></p> <p><b>Handle Type</b></p> <p><input type="checkbox"/> Locking <input type="checkbox"/> Non-locking</p> <p><b>Handle Colour</b></p> <p><input type="checkbox"/> White <input type="checkbox"/> Satin Silver <input type="checkbox"/> Black <input type="checkbox"/> Brushed Chrome <input type="checkbox"/> Gold <input type="checkbox"/> Bronze <input type="checkbox"/> Chrome <input type="checkbox"/> Antique Black <input type="checkbox"/> Anthracite Grey</p> <p><b>Sill</b></p> <p><input type="checkbox"/> No sill <input type="checkbox"/> 95mm <input type="checkbox"/> 150mm <input type="checkbox"/> 180mm</p> <p><input type="checkbox"/> Egress Hinge <input type="checkbox"/> PAS 24 Security Upgrade</p>	<p><b>Glazing</b> Argon Gas included as standard</p> <p><input type="checkbox"/> Double Glazed 1.4W/m<sup>2</sup>K / A' WER <input type="checkbox"/> Double Glazed, Laminated 1.4W/m<sup>2</sup>K / B' WER <input type="checkbox"/> Triple Glazed 1.0W/m<sup>2</sup>K <input type="checkbox"/> Triple Glazed, Laminated 1.1W/m<sup>2</sup>K</p> <p><input type="checkbox"/> Toughened Glass - Illustrate using (T)</p> <p><b>Obscure Glass</b> In addition to glazed option</p> <p><input type="checkbox"/> Satin <input type="checkbox"/> Stipple <input type="checkbox"/> Other: <input type="text"/></p> <p><b>Spacer Bar Colour</b></p> <p><input type="checkbox"/> White <input type="checkbox"/> Grey <input type="checkbox"/> Black</p> <p><b>Glazing Bars (please illustrate)</b></p> <p><input type="checkbox"/> Astragal Bars Only available with double-glazing <input type="checkbox"/> Internal Fret</p> <p><b>Lead Work</b></p> <p><input type="checkbox"/> Square <input type="checkbox"/> Diamond</p>	<p><b>Comments</b></p> <div style="border: 1px solid #ccc; height: 80px; width: 100%;"></div> <p><b>Illustrate Window Configuration (external view)</b></p> <div style="border: 1px solid #ccc; height: 150px; width: 100%;"></div>
--	--	---	---

Tel: 0844 5610 623 | Fax: 0844 5610 624

Email: [sales@quickslide.co.uk](mailto:sales@quickslide.co.uk)

Heaton Estate, Bradford Road, Brighouse, West Yorkshire, HD6 4BW